

Name \_\_\_\_\_ # \_\_\_\_\_

Subject Fourth Melody (Level II) Teacher Code \_\_\_\_\_Due Date: October 16, 2009

## Garfield's Nap Composition

### Writing Your First Song

- A. Play the poem above on "G". Try playing it with only "A" then only "B". Did you notice the tunes weren't very interesting? Your task is to write an interesting way to play the poem using B, A, & G.
- B. Once you've studied the rules and suggestions below, play several tunes for the first line. Then, write the letters of the notes you liked best on the lines above each syllable of the poem. Do this same process until you have completed your composition!

#### Rules To Follow

1. Start and end the song on the tonic or "do".
2. Do **not** end the question on "do".
3. Make the answer similar to the question.

#### Suggestions To Follow

1. Use mostly repeated notes on faster rhythms.
2. Move mostly stepwise.

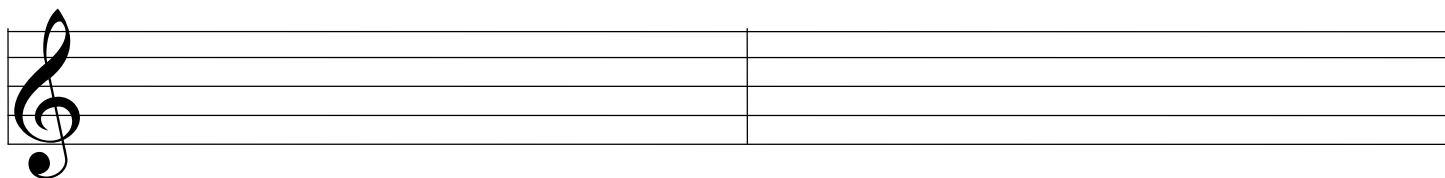
2  
4

Cats sleep a - ny - where,  
a - ny ta - ble a - ny chair.  
O - pen drawer, emp - ty shoe,  
a - ny - bod - y's lap will do!

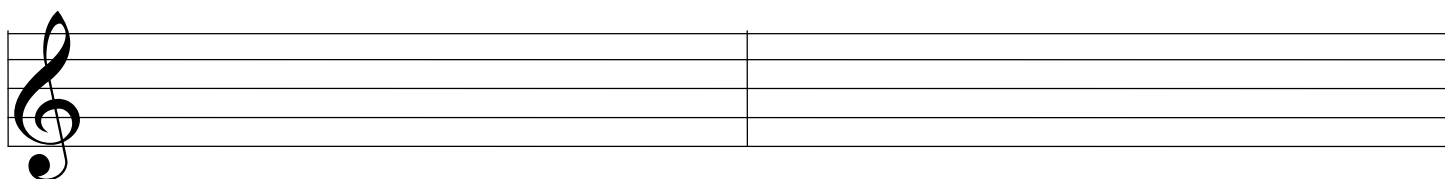
- C. Transfer your composition to the staff on the next page.

C. Once your composition has been checked, transfer the letter names into notes on the staff below. Be careful that you transfer the correct rhythm, too!

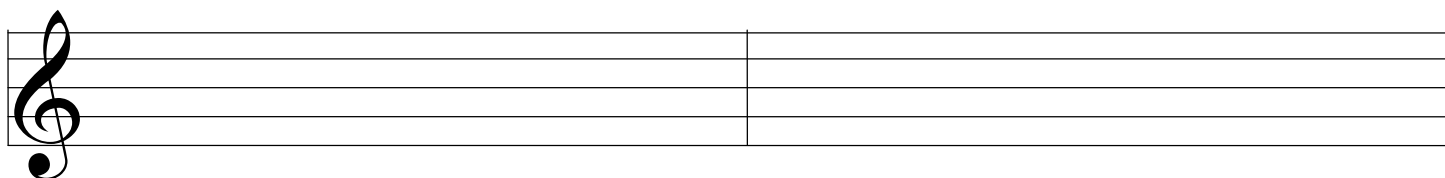
## Cats Sleep



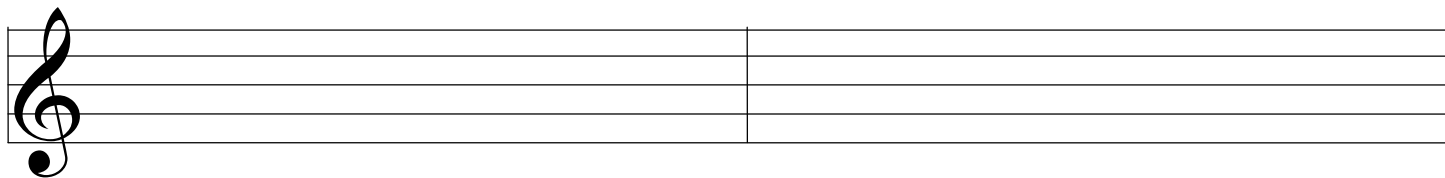
Cats sleep an- y- where,



An- y tab- le an- y chair,



O- pen drawer, emp- ty shoe,



An- y- bo- dy's lap will do!