

Name \_\_\_\_\_ # \_\_\_\_\_

Subject Fourth Grade Music Teacher Code \_\_\_\_\_


20

Due Date: October 2, 2009



# Treble Staff Lines Review

This is a **staff**. It has five lines and four spaces. We count the lines and spaces starting from the bottom.



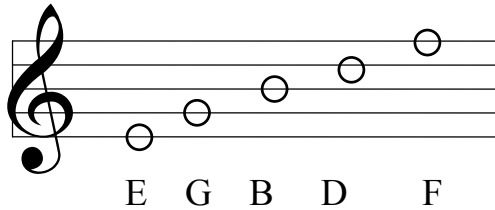
This is a **treble clef**. It is used for **high** notes. Instruments like the flute and violin read music written in the treble clef.



A staff with a treble clef sign is called a **treble staff**.



The notes on the treble staff **lines** are **E G B D F**.

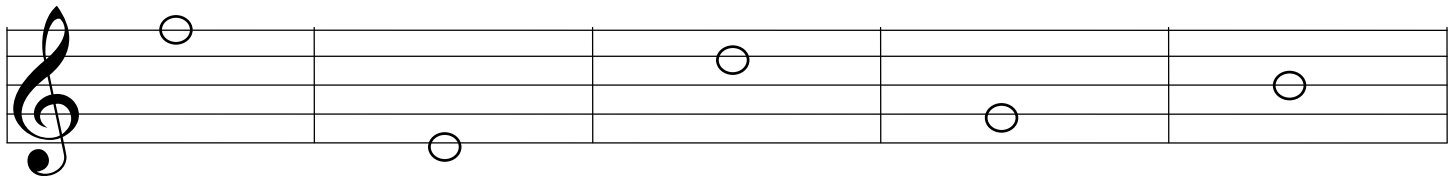


A saying to help you remember the lines of the treble staff is:

Every **G**ood **B**oy **D**oes **F**ine

## YOUR ASSIGNMENT:

A. Write in the letter names of these notes next to the number. (5pts)



1.


2.

3.

4.

5.

B. Write notes on the **lines** over each letter name. (5pts)



B

E

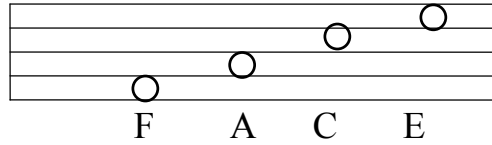
F

D

G

# Treble Staff Spaces Review

The notes on the treble staff  
**spaces** are **F A C E** .



To help you remember the spaces of the treble staff, notice they spell FACE. (**Face** also rhymes with **space**... and it is spelled by the notes on the **spaces** of the treble clef ... very clever!)

.....

## YOUR ASSIGNMENT:

A. Write in the letter names of these notes next to the number. (5pts)

1.                      2.                      3.                      4.                      5.

B. Write whole notes in the **spaces** over each letter name. Your notes should fit neatly **between** the lines. (5pts)

A                      F                      E                      C                      F